

CircuitSolver® Union Assembly w/ Strainer and PT Ports (CSUASPT)

[Thermostatic balancing valve with integrated union body and ball valves w/ Strainer and PT ports]

SUBMITTAL

JOB:	ORDER NO:	DATE:
	SUBMITTED BY:	DATE:
UNIT TAG:	APPROVED BY:	DATE:
CITY:	ENGINEER:	BUILDING TYPE:
STATE:	CONTRACTOR:	CONSTRUCTION TYPE:
COMPLETION DATE:		

DESCRIPTION

The CircuitSolver® Union Assembly's primary component is the CircuitSolver® which is a self-acting thermostatic recirculation valve that automatically and continuously maintains the end of each domestic hot water supply line at the specified water temperature. Since the CircuitSolver® responds to water temperature and controls flow to the return, it eliminates the need to manually balance the system. PT (pressure and temperature) ports are included for convenient troubleshooting of the valve or other aspects within the hot water recirculation system. However, they are not required to set the valve to a desired flow rate. The featured strainer (20 mesh) must be maintained in order to avoid flow obstruction.


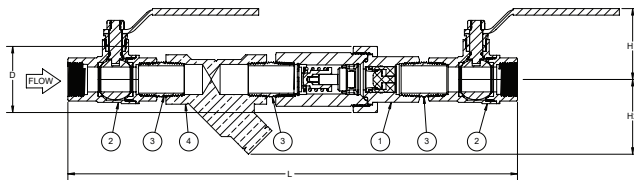
DIMENSIONS

Item No.	Part Number	Description	Qty.	Item No.	Part Number	Description	Qty.	Item No.	Part Number	Description	Qty.
1	258-20X100-XXX	½" CIRCUITSOLVER® THERMOSTATIC BALANCING VALVE WITH INTEGRATED UNION	1	1	258-30X100-XXX	¾" CIRCUITSOLVER® THERMOSTATIC BALANCING VALVE WITH INTEGRATED UNION	1	1	258-40X100-XXX	1" CIRCUITSOLVER® THERMOSTATIC BALANCING VALVE WITH INTEGRATED UNION	1
2	92-00020960	BALL VALVE, ½" Fx F, LF, PT PORT	2	2	92-00020961	BALL VALVE, ¾" Fx F, LF, PT PORT	2	2	92-00020962	BALL VALVE, 1" Fx F, LF, PT PORT	2
3	92-162	½" X CL NIPPLE BRASS LF	3	3	92-026	¾" X CL NIPPLE BRASS LF	3	3	92-044	1" X CL NIPPLE BRASS LF	3
4	92-200	Y-STRAINER, ½" BRASS	1	4	92-201	Y-STRAINER, ¾" BRASS	1	4	92-202	Y-STRAINER, 1" BRASS	1

*ALL COMPONENTS ARE LEAD FREE

*ALL COMPONENTS ARE LEAD FREE

*ALL COMPONENTS ARE LEAD FREE

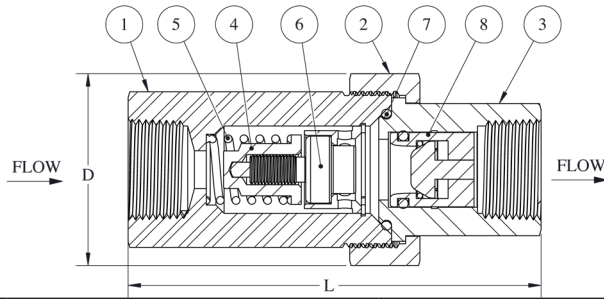


		Diameter (D)		Length (L)		Height 1 (H1)		Height 2 (H2)		Weight		C _v			Max. Pressure		Max. Temp.	
Model No.	NPT	IN	MM	IN	MM	IN	MM	IN	MM	LBS.	KG	OPEN	CLOSED	DESIGN	PSIG	BAR	°F	°C
CSUASPT- ½ -XXX	1/2"	1.8	46	11.3	287	1.9	48	2.0	51	3.4	1.5	1.3	0.2	0.60	200	14	250	121
CSUASPT- ½ -XXX-CV1																		
CSUASPT- ¾ -XXX	3/4"	2.0	51	13.5	343	2.1	53	2.3	58	5.6	2.5	1.8	0.2	0.85				
CSUASPT- ¾ -XXX-CV1																		
CSUASPT-1-XXX	1"	2.5	64	14.7	373	2.3	58	2.5	64	7.9	3.6	3.3	0.2	1.57				
CSUASPT-1-XXX-CV1																		

Model Number Selection

XXX refers to the desired closing temperature. When the water temperature drops below this point the CircuitSolver® will begin to open, allowing water to easily enter the return line. For example, if you want 120°F desired return temperature and the CSUASPT is to be installed on a 3/4" line, the model number would be CSUASPT-3/4-120. To add optional check valve insert -CV1 directly after the temperature designation in the model number. Ex. CSUASPT-3/4-120-CV1

MATERIALS



ITEM	DESCRIPTION	MATERIAL
1	Valve Body w/ Union Threads	300 series stainless steel
2	Union Nut	300 series stainless steel
3	Female Threaded Insert	300 series stainless steel
4	Plug	300 series stainless steel
5	Operating Spring	300 series stainless steel
6	Thermal Actuator	300 series stainless steel
7	O-ring	Buna-N
8	Check Valve (optional)	GLASS FILLED NORYL

FLOW RATE CALCULATION USING "Cv" FACTOR

$$\text{GPM} = C_v \sqrt{\Delta P} \quad C_v = \sqrt{\frac{\text{GPM}}{\Delta P}} \quad \Delta P = \left[\frac{\text{GPM}}{C_v} \right]^2$$

TYPICAL SPECIFICATION

- I. Furnish and install CIRCUITSOLVER® UNION ASSEMBLY w/ STRAINER & PT PORTS as indicated on the plans. CIRCUITSOLVER® UNION ASSEMBLY w/ STRAINER & PT PORTS shall be self-contained and fully automatic without additional piping or control mechanisms. Thermostatic valve shall be a CIRCUITSOLVER® as manufactured by ThermOmegaTech®, Inc., or equivalent.
 - A. CIRCUITSOLVER® shall regulate the flow of recirculated domestic hot water based on water temperature entering the CIRCUITSOLVER® UNION ASSEMBLY w/ STRAINER & PT PORTS regardless of system operating pressure. As the water temperature increases the valve proportionally closes dynamically adjusting flow to meet the specified temperature.
 1. CIRCUITSOLVER® never fully closes, even at the desired set point. There is always sufficient bypass flow back to the recirculating pump to prevent overheating or "dead heading" of the pump.
 2. CIRCUITSOLVER® is set at the factory for the desired return temperature. No field adjustments needed. Several temperature set points are available.
 3. CIRCUITSOLVER® UNION ASSEMBLY w/ STRAINER & PT PORTS shall be available in ½", ¾", & 1" with FNPT at both ends.
- II. All components in the CIRCUITSOLVER® UNION ASSEMBLY w/ STRAINER & PT PORTS are made with lead-free materials. The major components that make up the CIRCUITSOLVER® are constructed of type 300 series SS.
 - A. CIRCUITSOLVER® UNION ASSEMBLY w/ STRAINER & PT PORTS shall be rated to 200 PSIG maximum working pressure.
 1. CIRCUITSOLVER® UNION ASSEMBLY w/ STRAINER & PT PORTS shall be standard tapered female pipe thread, NPT.
 - B. CIRCUITSOLVER® UNION ASSEMBLY w/ STRAINER & PT PORTS shall be rated to 250°F (121.1°C) maximum working temperature.
 - C. CIRCUITSOLVER® UNION ASSEMBLY w/ STRAINER & PT PORTS shall be NSF/ANSI/CAN 61 & 372 certified for use in all domestic water systems.
 - D. Thermal actuator shall be spring-loaded and self-cleaning, delivering closing thrust sufficient to keep orifice opening free of scale deposits.
- III. Installation of CIRCUITSOLVER® UNION ASSEMBLY w/ STRAINER & PT PORTS shall be made by qualified tradesmen. Install CIRCUITSOLVER® UNION ASSEMBLY w/ STRAINER & PT PORTS in each domestic hot water return piping branch beyond last hot water device in that branch.
 - A. Strainer is integrated in the valve assembly.
 - B. Provide suitable access panel as required in non-accessible ceilings and walls.
 - C. Pay close attention to flow arrow, especially with valves that have an integrated check valve.

OPTIONAL CHECK VALVE

Features and Benefits

- 100% factory tested drip tight operation
- Snap fit design, no retainer needed
- Extra-low head loss and low cracking pressure
- External O-ring in groove

Certifications

-ANSI/ NSF 61

ITEM	MATERIAL
Cap	Glass filled Noryl
Guide	Glass filled Noryl
Plunger	Glass filled Noryl
Lip Spring	EPDM rubber
Spring	Stainless Steel AISI 301
O-ring	EPDM rubber

OPTIONAL CHECK VALVE TECHNICAL DATA

Medium: Clear water only

Approximate Cracking Pressure: 0.29 PSI

