

**CircuitSolver® and Viega ProPress® System (CS-PP)**  
 [Thermostatic balancing valve with ProPress Ends]  
**SUBMITTAL**

<b>JOB:</b>	<b>ORDER NO:</b>	<b>DATE:</b>
	<b>SUBMITTED BY:</b>	<b>DATE:</b>
<b>UNIT TAG:</b>	<b>APPROVED BY:</b>	<b>DATE:</b>
<b>CITY:</b>	<b>ENGINEER:</b>	<b>BUILDING TYPE:</b>
<b>STATE:</b>	<b>CONTRACTOR:</b>	<b>CONSTRUCTION TYPE:</b>
<b>COMPLETION DATE:</b>		

**DESCRIPTION**

CircuitSolver® is a self-acting thermostatic recirculation valve which automatically and continuously maintains the end of each domestic hot water supply line at the specified water temperature. Since the CircuitSolver® responds to water temperature and controls flow to the return, it eliminates the need to manually balance the system.

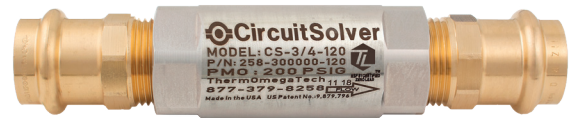
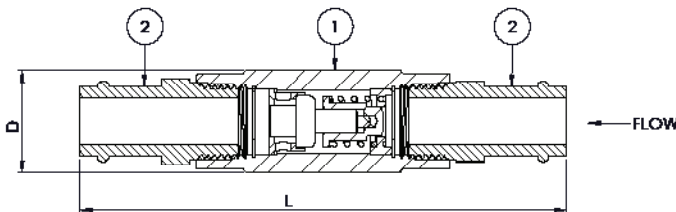
**DIMENSIONS**

Item No.	Part Number	Description	Qty	Item No.	Part Number	Description	Qty	Item No.	Part Number	Description	Qty
1	258-200000-XXX	½" CIRCUITSOLVER THERMOSTATIC BALANCING VALVE	1	1	258-300000-XXX	¾" CIRCUITSOLVER THERMOSTATIC BALANCING VALVE	1	1	258-400000-XXX	1" CIRCUITSOLVER THERMOSTATIC BALANCING VALVE	1
2	92-090	ADAPTER, ½" NPT x ½" ProPress	2	2	92-091	ADAPTER, ¾" NPT x ¾" ProPress	2	2	92-092	ADAPTER, 1" NPT x 1" ProPress	2

\*ALL COMPONENTS ARE LEAD FREE

\*ALL COMPONENTS ARE LEAD FREE

\*ALL COMPONENTS ARE LEAD FREE



Model No.	NPT	Diameter (D)		Length (L)		Weight		C <sub>v</sub>			Max. Pressure		Max. Temp.	
		IN	MM	IN	MM	LBS.	KG	OPEN	CLOSED	DESIGN	PSIG	BAR	°F	°C
CS- ½ -XXX-PP	1/2"	1.1	28	5.3	135	0.5	0.3	1.3	0.2	0.60	200	14	250	121
CS- ¾ -XXX-PP	3/4"	1.4	34	6.0	152	1.3	0.6	1.8	0.2	0.85				
CS-1-XXX-PP	1"	1.7	43	6.5	165	1.5	0.7	3.3	0.2	1.57				

**Model Number Selection**

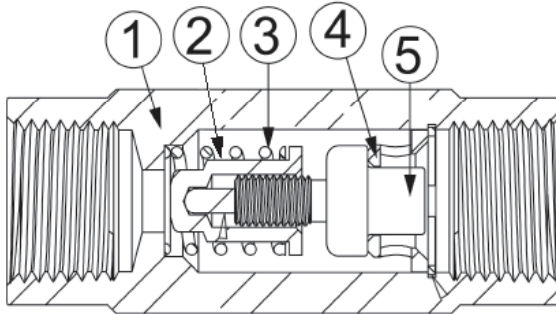
XXX refers to the desired closing temperature. When the water temperature drops below this point the CircuitSolver® will begin to open, allowing water to easily enter the return line. For example, if you want 120°F desired return temperature and the CS-PP is to be installed on a 3/4" line, the model number would be CS-3/4-120-PP.

**FLOW RATE CALCULATION USING "Cv" FACTOR SHOWN IN TABLE ON FRONT**

$$\text{GPM} = C_v \sqrt{\Delta P}$$

$$C_v = \sqrt{\frac{\text{GPM}}{\Delta P}}$$

$$\Delta P = \left[ \frac{\text{GPM}}{C_v} \right]^2$$

**DIMENSIONS**


ITEM	DESCRIPTION	MATERIAL
1	Valve Body	300 series stainless steel
2	Valve Plug	300 series stainless steel
3	Spring	302 stainless steel
4	Carrier	300 series stainless steel
5	Thermal Actuator	300 series stainless steel

**TYPICAL SPECIFICATION**

- I. Furnish and install CIRCUITSOLVER<sup>®</sup> as indicated on the plans. CIRCUITSOLVER<sup>®</sup> shall be self contained and fully automatic without additional piping or control mechanisms. Valve shall be a CIRCUITSOLVER<sup>®</sup> as manufactured by ThermOmegaTech<sup>®</sup>, Inc., or equivalent.
  - A. CIRCUITSOLVER<sup>®</sup> shall regulate the flow of recirculated domestic hot water based on water temperature entering the CIRCUITSOLVER<sup>®</sup> regardless of system operating pressure. As the water temperature increases the valve proportionally closes dynamically adjusting flow to meet the specified temperature.
    1. CIRCUITSOLVER<sup>®</sup> never fully closes, even at the desired set point. There is always sufficient bypass flow back to the recirculating pump to prevent overheating or "dead heading" of the pump.
    2. CIRCUITSOLVER<sup>®</sup> is set at the factory for the desired return temperature. No field adjustments needed. Several temperature set points are available.
    3. CIRCUITSOLVER<sup>®</sup> shall be available in ½", ¾", & 1" with Viega ProPress adapter fittings at both ends.
- II. CIRCUITSOLVER<sup>®</sup> body and all internal components shall be constructed of stainless steel with major components constructed of type 300 series SS.
  - A. CIRCUITSOLVER<sup>®</sup> shall be rated to 200 PSIG maximum working pressure.
    1. The CIRCUITSOLVER<sup>®</sup> shall be standard tapered female pipe thread, NPT, with ProPress adapters at both ends.
  - B. The CIRCUITSOLVER<sup>®</sup> shall be rated to 250°F (121°C) maximum working temperature.
  - C. The CIRCUITSOLVER<sup>®</sup> shall be NSF-61 certified for use in all domestic water systems.
  - D. Thermal actuator shall be spring-loaded and self-cleaning, delivering closing thrust sufficient to keep orifice opening free of scale deposits.
- III. Installation of CIRCUITSOLVER<sup>®</sup> shall be made by qualified tradesmen. Install CIRCUITSOLVER<sup>®</sup> in each domestic hot water return piping branch beyond last hot water device in that branch.
  - A. Provide suitable line size isolation valves, unions, and strainer as indicated in piping detail shown on the drawings.
  - B. Provide suitable access panel as required in non-accessible ceilings and walls.
  - C. Pay close attention to flow arrow