

CircuitSolver® Balancing Valves With ProPress® Balancing For The Pros, By The Pros

Installed in seconds, Viega ProPress® ends make the CircuitSolver® thermostatic balancing valve now even easier to implement into domestic hot water systems. Viega Smart Connect® technology enables easy identification of unpressed connections, saving time, money, and callbacks.

CircuitSolver® Balance Valves With ProPress

For seamless installation, operation, and maintenance, CircuitSolver® configurations with ProPress combines CircuitSolver's efficient and reliable domestic hot water balancing technology with Viega ProPress® ends.


To ensure complete peace of mind, each and every unit is fully assembled and leak tested before leaving our facility. The CircuitSolver® technology you rely on to automatically and continuously balance your domestic hot water system has never been easier!

Benefits

- Reliable, long lasting thermal actuator
- Direct replacement for manual balancing valves
- Compatible with all domestic recirculation systems
- Viega ProPress® ends save time and labor costs
- Easy install into ProPress systems
- CircuitSolver® valves are NSF/ANSI/CAN 61 or 372 Certified

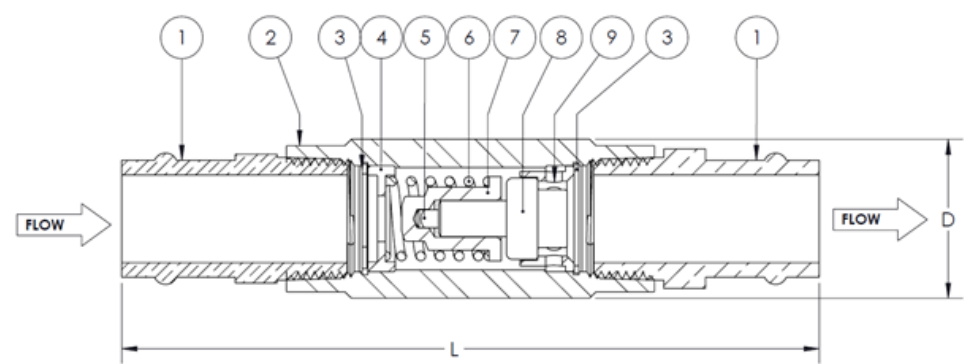
Design Features

- Automatically and continuously adjusts to balance domestic hot water systems
- Viega Smart Connect® technology aids installers in identifying unpressed ends
- Never fully closes - small bypass of flow
- Every unit is tested for actuator accuracy and leak points for optimal compatibility



For more information and your local product representative, visit CircuitSolver.com

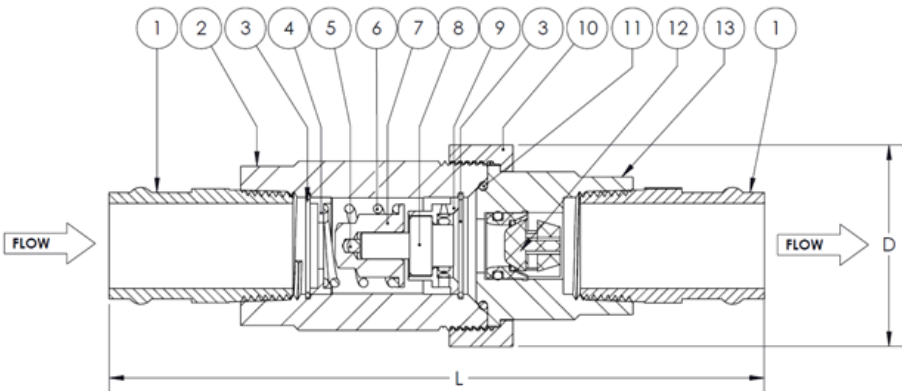
CircuitSolver® ProPress (CS-PP)



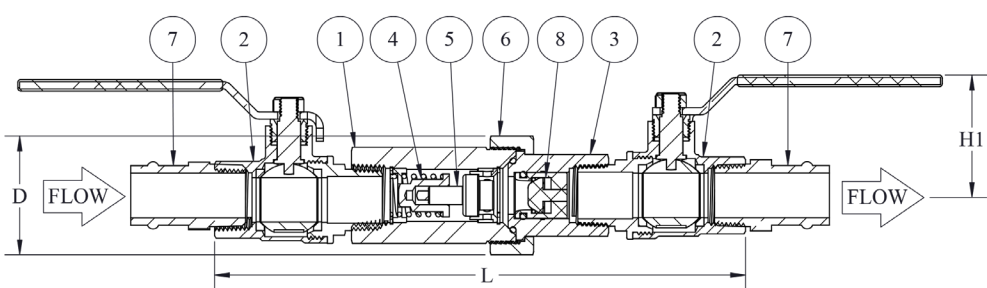
ITEM #	DESCRIPTION
1	ADAPTER, PROPRESS
2	VALVE BODY
3	RETAINING RING
4	INSERT
5	PISTON
6	SPRING
7	PLUG
8	ACTUATOR
9	CARRIER

CircuitSolver® Union ProPress (CSU-PP)

ITEM #	DESCRIPTION
1	ADAPTER, PROPRESS
2	VALVE BODY
3	RETAINING RING
4	INSERT
5	PISTON
6	SPRING
7	PLUG
8	ACTUATOR
9	CARRIER
10	UNION NUT
11	O-RING
12	CHECK VALVE (OPTIONAL)
13	FEMALE THREADED INSERT



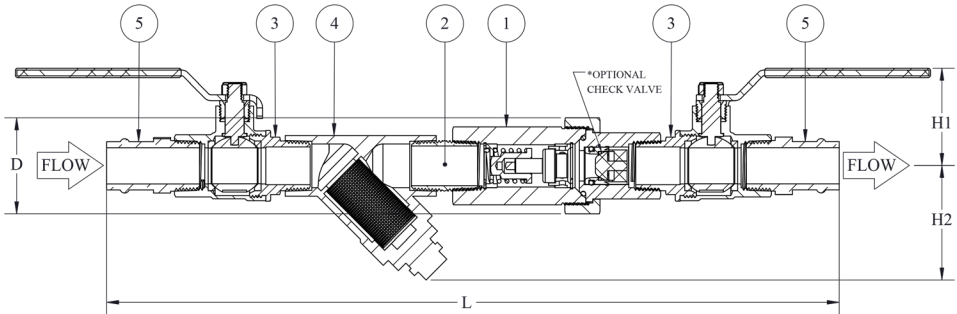
CircuitSolver® Union Assembly ProPress (CSUA-PP)



ITEM #	DESCRIPTION
1	VALVE BODY W/ UNION THREADS
2	BALL VALVE
3	INSERT - FEMALE THREADED
4	PLUG
5	THERMAL ACTUATOR
6	UNION NUT
7	ADAPTER, PROPRESS
8	CHECK VALVE (OPTIONAL)

CircuitSolver® Union Assembly ProPress with Strainer (CSUAS-PP)

ITEM #	DESCRIPTION
1	CIRCUITSOLVER® THERMOSTATIC BALANCING VALVE WITH INTEGRATED UNION
2	NIPPLE, LEAD FREE
3	BALL VALVE, MxF, LEAD FREE
4	STRAINER, LEAD FREE
5	ADAPTER, PROPRESS

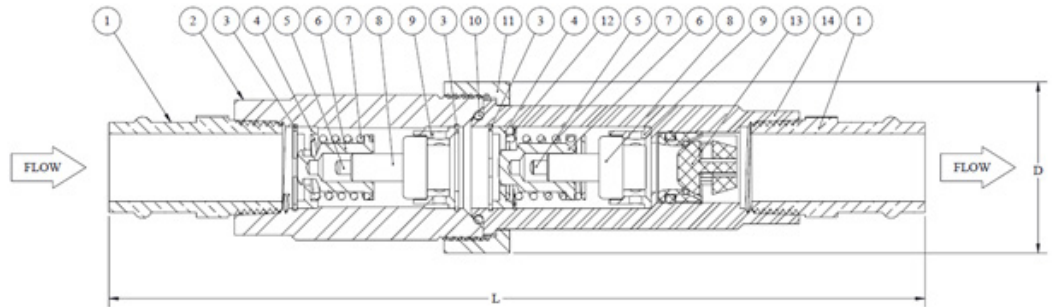


Dimensions & Capacities

Model	SIZE (NPT)	Diameter (D)		Length (L)		Height (H1)		Height (H2)		WEIGHT		C _v			MAXIMUM OPERATING PRESSURE		MAXIMUM TEMPERATURE	
		IN.	MM	IN.	MM	IN.	MM	IN.	MM	LBS.	KG	OPEN	CLOSED	DESIGN	PSIG	BAR	°F	°C
CS-PP	1/2"	1.1	28	5.3	135	N/A	N/A	N/A	N/A	0.5	0.3	1.3	0.2	0.60	200	14	250	121
CS-PP	3/4"	1.4	34	6.0	152	N/A	N/A	N/A	N/A	1.3	0.6	1.8	0.2	0.85				
CS-PP	1"	1.7	43	6.5	165	N/A	N/A	N/A	N/A	1.5	0.7	3.3	0.2	1.57				
CSU-PP	1/2"	1.7	43	6.2	157	N/A	N/A	N/A	N/A	1.2	0.5	1.3	0.2	0.60				
CSU-PP	3/4"	1.9	48	7.2	183	N/A	N/A	N/A	N/A	2.3	1.0	1.8	0.2	0.85				
CSU-PP	1"	2.4	61	7.7	196	N/A	N/A	N/A	N/A	3.1	1.4	3.3	0.2	1.57				
CSUA-PP	1/2"	1.8	46	10.1	257	1.8	46	N/A	N/A	2.3	1.0	1.3	0.2	0.60				
CSUA-PP	3/4"	2.0	51	11.8	300	2.0	51	N/A	N/A	3.7	1.7	1.8	0.2	0.85				
CSUA-PP	1"	2.5	64	13.1	333	2.3	59	N/A	N/A	5.9	2.7	3.3	0.2	1.57				
CSUAS-PP	1/2"	1.8	46	13.6	345	1.8	46	2.5	64	2.8	1.3	1.3	0.2	0.60				
CSUAS-PP	3/4"	2.0	51	15.4	391	2.0	51	3.3	84	4.7	2.1	1.8	0.2	0.85				
CSUAS-PP	1"	2.5	64	18	456	2.3	59	3.8	97	7.4	3.4	3.3	0.2	1.57				

CircuitSolver® Thermal Disinfection Dual ProPress (CSUTD-D-PP)

ITEM #	DESCRIPTION
1	ADAPTER, PROPRESS
2	VALVE BODY
3	RETAINING RING
4	INSERT
5	PISTON
6	PLUG
7	SPRING
8	ACTUATOR
9	CARRIER
10	O-RING
11	UNION NUT
12	RETAINING RING (I.D.)
13	CHECK VALVE (OPTIONAL)
14	FEMALE THREADED INSERT



CSUTD-D-PP Dimensions & Capacities

Model	SIZE (NPT)	Diameter (D)		Length (L)		WEIGHT		Standard Balancing C _v			Thermal Disinfection Balancing C _v			MAXIMUM OPERATING PRESSURE		MAXIMUM TEMPERATURE	
		IN.	MM	IN.	MM	LBS.	KG	OPEN	CLOSED	DESIGN	OPEN	CLOSED	DESIGN	PSIG	BAR	°F	°C
CSUTD-D-PP	1/2"	1.90	48.3	8.71	221.2	2.66	1.21	1.2	0.2	0.60	0.5	0.2	0.60	200	14	250	121
CSUTD-D-PP	3/4"	1.90	48.3	9.08	230.6	2.96	1.34	1.2	0.2	0.85	0.5	0.2	0.85				
CSUTD-D-PP	1"	2.37	60.2	9.63	244.6	4.18	1.90	2.0	0.2	1.57	0.8	0.2	1.57				

Ordering Information

CircuitSolver® ProPress

CS-1/2-XXX-PP	½" CIRCUITSOLVER WITH PROPRESS FITTINGS
CS-3/4-XXX-PP	¾" CIRCUITSOLVER WITH PROPRESS FITTINGS
CS-1-XXX-PP	1" CIRCUITSOLVER WITH PROPRESS FITTINGS

CircuitSolver® Union Assembly ProPress

CSUA-1/2-XXX-PP	½" CSUA-PP WITHOUT CHECK VALVE
CSUA-1/2-XXX-CV1-PP	½" CSUA-PP WITH CHECK VALVE (CV1)
CSUA-3/4-XXX-PP	¾" CSUA-PP WITHOUT CHECK VALVE
CSUA-3/4-XXX-CV1-PP	¾" CSUA-PP WITH CHECK VALVE (CV1)
CSUA-1-XXX-PP	1" CSUA-PP WITHOUT CHECK VALVE
CSUA-1-XXX-CV1-PP	1" CSUA-PP WITH CHECK VALVE (CV1)

CircuitSolver® Thermal Disinfection Dual ProPress

CSUTD-D-1/2-XXX-PP	½" CSUTD-D-PP WITHOUT CHECK VALVE
CSUTD-D-1/2-XXX-CV1-PP	½" CSUTD-D-PP WITH CHECK VALVE (CV1)
CSUTD-D-3/4-XXX-PP	¾" CSUTD-D-PP WITHOUT CHECK VALVE
CSUTD-D-3/4-XXX-CV1-PP	¾" CSUTD-D-PP WITH CHECK VALVE (CV1)
CSUTD-D-1-XXX-PP	1" CSUTD-D-PP WITHOUT CHECK VALVE
CSUTD-D-1-XXX-CV1-PP	1" CSUTD-D-PP WITH CHECK VALVE (CV1)

CircuitSolver® Union ProPress

CSU-1/2-XXX-PP	½" CSU-PP WITHOUT CHECK VALVE
CSU-1/2-XXX-CV1-PP	½" CSU-PP WITH CHECK VALVE (CV1)
CSU-3/4-XXX-PP	¾" CSU-PP WITHOUT CHECK VALVE
CSU-3/4-XXX-CV1-PP	¾" CSU-PP WITH CHECK VALVE (CV1)
CSU-1-XXX-PP	1" CSU-PP WITHOUT CHECK VALVE
CSU-1-XXX-CV1-PP	1" CSU-PP WITH CHECK VALVE (CV1)

CircuitSolver® Union Assembly ProPress with Strainer

CSUAS-1/2-XXX-PP	½" CSUAS-PP WITHOUT CHECK VALVE
CSUAS-1/2-XXX-CV1-PP	½" CSUAS-PP WITH CHECK VALVE (CV1)
CSUAS-3/4-XXX-PP	¾" CSUAS-PP WITHOUT CHECK VALVE
CSUAS-3/4-XXX-CV1-PP	¾" CSUAS-PP WITH CHECK VALVE (CV1)
CSUAS-1-XXX-PP	1" CSUAS-PP WITHOUT CHECK VALVE
CSUAS-1-XXX-CV1-PP	1" CSUAS-PP WITH CHECK VALVE (CV1)

Model Selection

XXX refers to the desired closing temperature. When the water temperature drops below this point the CircuitSolver® will begin to open, allowing water to easily enter the return line. For example, if you want 120°F desired return temperature and the CSUA-PP is to be installed on a 3/4" line, the model number would be CSUA-3/4-120-PP. To add optional check valve insert –CV1 directly after the temperature designation in the model number. Ex. CSUA-3/4-120-CV1-PP

Notes:

1. The CircuitSolver® valve is fully open approximately 10°F below the closing temperature.
2. Typical closing temperatures of the actuator include: 100°F, 105°F, 110 °F, 115°F, 120°F, 125°F, 130°F, and 140°F.
3. Warranty information disclosed at <https://circuitsolver.com/terms-conditions/>
4. ProPress® and Viega® are registered trademarks of Viega GmbH. Consult the Viega ProPress® installation manual below:
<https://www.viega.us/en/products/ProPress/Downloads.html>
5. The Term Viega, as used in this publication, does not apply to a specific company within the various separate and distinct companies comprising the Viega group of companies. The term Viega as used in this publication refers to the Viega brand itself or generally to the Viega group of companies. References to activities in North America specifically refer to activities of Viega LLC.
6. A green dot on a Viega ProPress fitting indicates the Smart Connect feature with an EPDM sealing element. For a current list of applications, please visit <https://www.viega.us/en/products/ProPress/Downloads.html>.
7. Zero Lead identifies Viega products meeting the lead-free requirements of NSF 61-G through testing under NSF/ANSI 372 (0.25% or less maximum weighted average lead content).