

INSTALLATION INSTRUCTIONS

BALANCING VALVES WITH PROGRESS/PROPEX FITTINGS CSUA-PP & CSUAS-PP/CSUA-PX & CSUAS-PX

- 1) Install assembly with proper flow direction as marked on valve body. This is critical with CircuitSolver® Union Assemblies that have an integrated check valve.

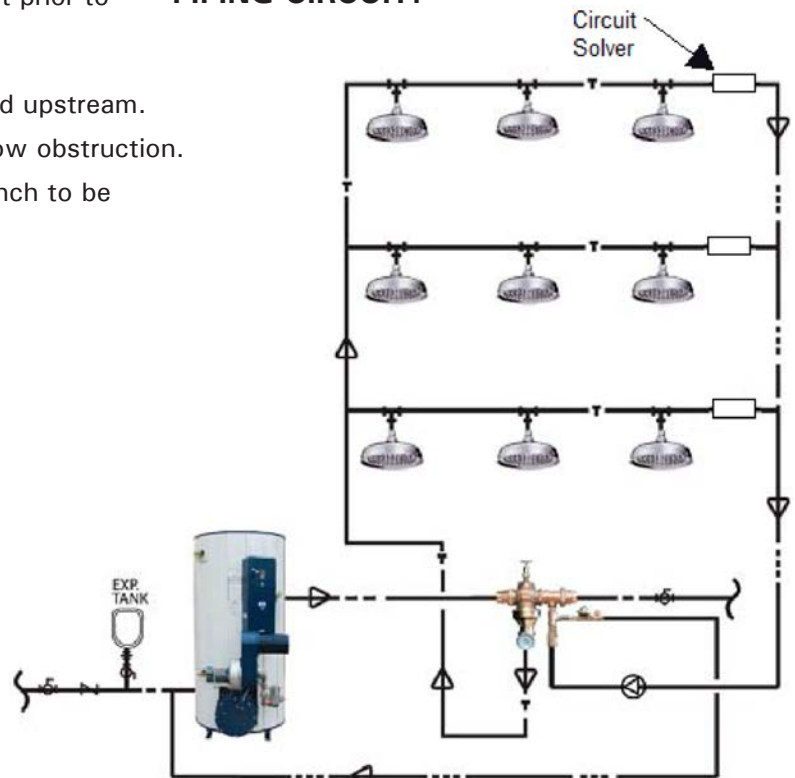
NOTE: Upon tightening the assembly, verify that the shutoff valves are oriented so that their handles are accessible and can be operated fully without obstruction. If a reorientation after final installation is needed, loosen the **CircuitSolver® Union Nut** to rotate the section so as to not disturb the tightened components and possibly cause a leaky connection.



Scan to watch a quick tutorial video on proper reorientation instructions.

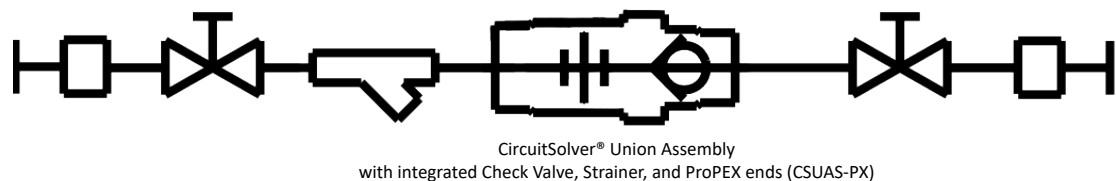
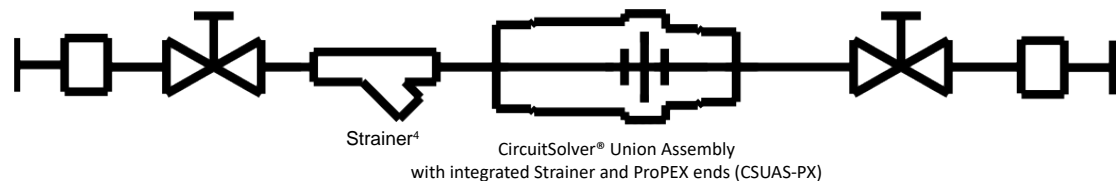
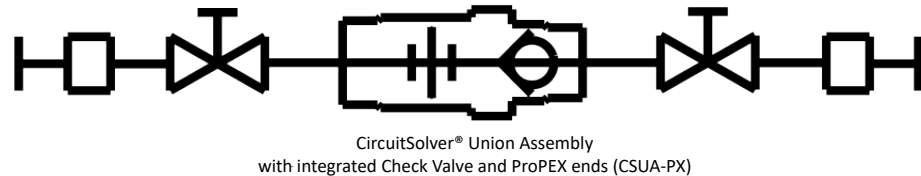
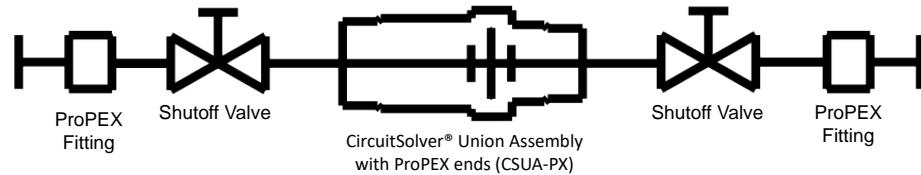
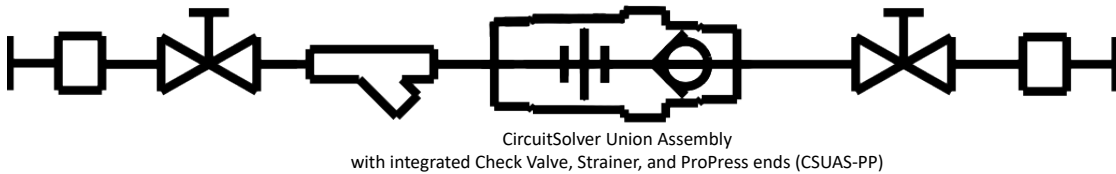
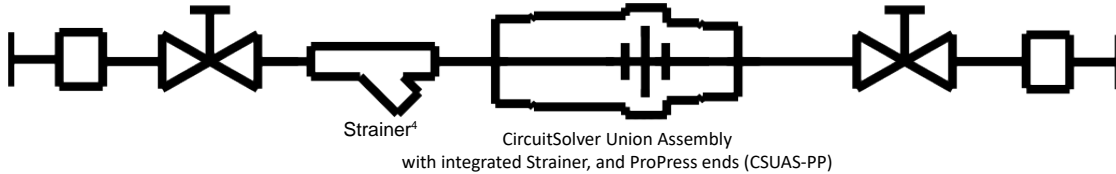
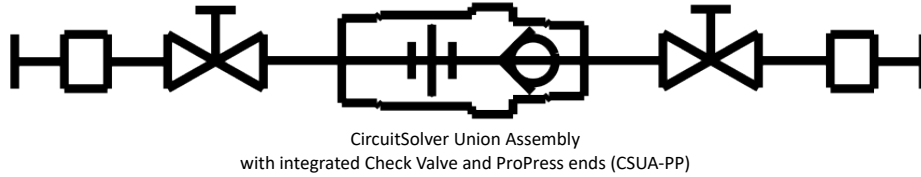
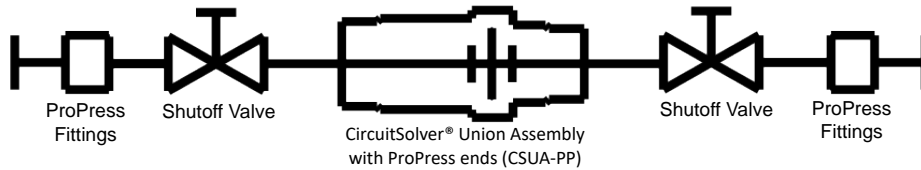
- 2a) **CircuitSolver® Models ending in -PP:** When using Viega ProPress® adapters, please consult the Viega ProPress® Installation Manual for proper installation, tools, etc. <https://www.viega.us/en/products/ProPress/Downloads.html>
- 2b) **CircuitSolver® Models ending in -PX:** When using Uponor ProPEX® adapters, please consult the Uponor ProPEX® Installation Manual for proper installation, tools, etc. [https://www.uponor.com/en-us/products/fittings/metal-fittings/propex-lead-free-\(lf\)-brass-male-threaded-adapters](https://www.uponor.com/en-us/products/fittings/metal-fittings/propex-lead-free-(lf)-brass-male-threaded-adapters)
- 3) CircuitSolver® Union Assemblies are designed to be installed at the end of each domestic hot water supply just prior to the return line. See diagram to the right.
- 4) For water systems with particulate/dirt problems, consider using a strainer if one is not already used upstream.
*Strainer must be maintained in order to avoid flow obstruction.
- 5) A convenient drain port allows for the system branch to be flushed without disconnecting plumbing lines.

MULTI-BRANCH PARALLEL PIPING CIRCUIT:



Buy American to Build America®

SCHEMATIC DIAGRAMS



WARNING: This product can expose you to chemicals, for example lead, nickel, acrylonitrile, which are known to the State of CA to cause cancer, birth defects, or reproductive harm. For more information, go to www.P65Warnings.ca.gov

Warranty information disclosed at www.thermomegatech.com/terms-conditions/

ProPress® and Viega® are registered trademarks of Viega and ProPEX® and Uponor® are registered trademarks of Uponor

CSUA-PP & CSUAS-PP/
CSUA-PX & CSUAS-PX IMI
REV: 3/19/24